

For:

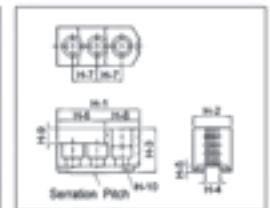
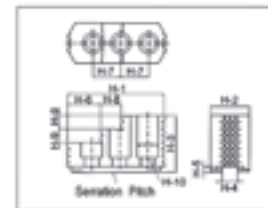
- Kitagawa, Matsumoto, Howa & Seike, Samchully, Strong, SMW
- 1.5 mm x 60° Serration

| Model/ Dimension | Length S-1 | Width S-2 | Height S-3 | Groove Width | Serration Pitch | Price |
|---------------------|---------------|--------------|---------------|-----------------|--------------------|---------|
| SJ06050B | 73 | 31 | 50 | 12 | 1.5x60° | \$47.99 |
| SJ06080B | 73 | 31 | 80 | 12 | 1.5x60° | 84.90 |
| SJ06100A | 73 | 31 | 100 | 12 | 1.5x60° | 115.80 |
| SJ06130B | 73 | 31 | 130 | 12 | 1.5x60° | 149.00 |
| SJ08050B | 95 | 35 | 50 | 14 | 1.5x60° | 58.40 |
| SJ08080B | 95 | 35 | 80 | 14 | 1.5x60° | 89.40 |
| SJ08100A | 95 | 35 | 100 | 14 | 1.5x60° | 122.70 |
| SJ08150B | 95 | 35 | 150 | 14 | 1.5x60° | 174.00 |
| SJ10050B | 110 | 42 | 50 | 16 | 1.5x60° | 73.00 |
| SJ10080B | 110 | 42 | 80 | 16 | 1.5x60° | 104.00 |
| SJ10100B | 110 | 42 | 100 | 16 | 1.5x60° | 159.20 |
| SJ10150B | 110 | 42 | 150 | 16 | 1.5x60° | 179.00 |
| SJ12060B | 129 | 48 | 60 | 21 | 1.5x60° | 110.00 |
| SJ12080B | 129 | 48 | 80 | 21 | 1.5x60° | 142.00 |
| SJ12100A | 129 | 48 | 100 | 21 | 1.5x60° | 179.60 |
| SJ12150B | 129 | 48 | 150 | 21 | 1.5x60° | 219.00 |

TAIKI® Hard Jaws

The hardened serrations of the clamping step are designed to clamp the workpiece securely without leaving large scrape.

- Material: SNCM21
- To suit kitagawa and other power chucks



Dimensions (UNIT: mm) set of 3

| Order Number/ Dimension | H-1 | H-2 | H-3 | H-4 | H-5 | H-6 | H-7 | H-8 | H-9 | H-10 | Serration Pitch | Reference Drawing | Price |
|----------------------------|-----|-----|-----|------|-----|------|-----|------|-----|------|--------------------|----------------------|----------|
| HJ06 | 67 | 31 | 36 | 12 | 5 | 39 | 20 | 28 | 12 | M10 | 1.5x60° | Fig. 2 | \$349.00 |
| HJ08 | 86 | 35 | 51 | 14 | 5 | 31 | 25 | 18 | 12 | M12 | 1.5x60° | Fig. 1 | 385.00 |
| HJ10 | 100 | 40 | 54 | 16 | 5 | 43 | 30 | 17 | 14 | M12 | 1.5x60° | Fig. 1 | 469.00 |
| HJ12-21 | 113 | 50 | 52 | 21 | 5 | 69.5 | 30 | 43.5 | 20 | M16 | 1.5x60° | Fig. 2 | 673.00 |
| HJ15-22 | 143 | 62 | 86 | 22 | 8/5 | 55 | 43 | 38 | 20 | M20 | 1.5x60° | Fig. 1 | 899.00 |
| HJ15-25.5 | 143 | 62 | 86 | 25.5 | 8/5 | 55 | 43 | 38 | 20 | M20 | 1.5x60° | Fig. 1 | 899.00 |

TAIKI® Jaw Boring Rings

To Suit CNC Lathes.

For adjusting the high accuracy of chuck during cutting performance.

The operation process as following:

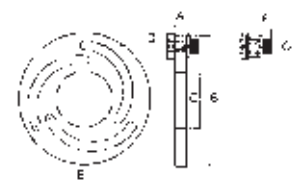
1. Set the jaw for correct position.
2. Adjust the Jaw Boring Rings to fit the bolt holes.
3. Lock the chuck to clamp the Jaw Boring Rings.
4. Machine the required size.
5. Unlock the chuck.

**Order Number/
Dimension**

Dimensions (UNIT: mm)

| | A | B | C | D | E | F | G | Price |
|------------|----|-----|-----|----|----|----|------|----------|
| JB06 (6") | 12 | 168 | 80 | 12 | 32 | 9 | 16.5 | \$226.00 |
| JB08 (8") | 12 | 218 | 115 | 15 | 36 | 9 | 18.5 | 248.00 |
| JB10 (10") | 12 | 258 | 150 | 17 | 40 | 9 | 18.5 | 280.00 |
| JB12 (12") | 15 | 316 | 188 | 21 | 50 | 9 | 21.5 | 410.00 |
| JB15 (15") | 20 | 380 | 230 | 23 | 52 | 16 | 31 | 696.00 |

• Material: SCM440



TAIKI® Soft Jaws - 1.5mmX60° Standard Type



For Flat Type Jaws, please add "A" to suffix of order number, such as: SJ08037A, 120° Pointed: SJ08037C.

| Order Number set of 3 | Dimension (MM) | | | | | | | | | Sale Price (set of 3) |
|--------------------------|----------------|-----|-----|-----|-----|-----|-----|-----|-----|--------------------------|
| | S-1 | S-2 | S-3 | S-4 | S-5 | S-6 | S-7 | S-8 | S-9 | |
| SJ06030A (6") | 73 | 31 | 30 | 12 | 5 | 18 | 20 | 38 | M10 | \$31.10 |
| SJ06030C (6") | 73 | 31 | 30 | 12 | 5 | 18 | 20 | 38 | M10 | 39.00 |
| SJ08037A (8") | 95 | 35 | 37 | 14 | 5 | 22 | 25 | 46 | M12 | 39.90 |
| SJ08037C (8") | 95 | 35 | 37 | 14 | 5 | 22 | 25 | 46 | M12 | 53.00 |
| SJ10042A (10") | 110 | 40 | 42 | 16 | 5 | 27 | 30 | 50 | M12 | 55.00 |
| SJ10042C (10") | 110 | 40 | 42 | 16 | 5 | 27 | 30 | 50 | M12 | 61.00 |
| SJ12048A (12") | 129 | 48 | 48 | 21 | 5 | 28 | 30 | 60 | M16 | 94.80 |
| SJ12048C (12") | 129 | 48 | 48 | 21 | 5 | 28 | 30 | 60 | M16 | 105.00 |


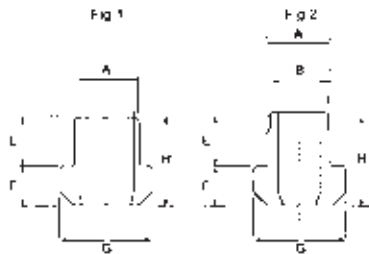
• Material: Steel (S45C) • Complete range of Jaws are available for Kitagawa style chucks

TAIKI® TW-300 Power Chuck with Mount (Kitigawa style) (made by Strong®)



| Model/ Mount | Through- Hole (mm) | Plunger Stroke (mm) | Jaw Stroke (Diameter) mm | Max. Draw-Pull Force (kgf) | Max Gripping Force (kgf) | Max. Speed (r.p.m.) | Sale Price |
|-----------------|--------------------------|---------------------------|--------------------------------|----------------------------------|--------------------------------|---------------------------|---------------|
| TW-306-A-05 | 45 | 12 | 5.5 | 2200 | 5800 | 6000 | \$1,990.00 |
| TW-308-A-06 | 52 | 16 | 7.4 | 3400 | 8500 | 4800 | 2,040.00 |
| TW-310-A-08 | 75 | 19 | 8.8 | 4300 | 11000 | 4200 | 2,230.00 |
| TW-312-A-08 | 91 | 23 | 10.6 | 5500 | 14400 | 3000 | 3,180.00 |

TAIKI® Jaw Nuts



| Standard T-Nuts to suit Kitagawa B-Type, Matsumoto, Howa | | | | | | | | | | Dimensions (UNIT: mm) | | |
|--|-----------|------|----|-----|----|------|------|------|------|-----------------------|----------------------|-------------------|
| Order Number/ Chuck | Dimension | Size | A | C | D | E | F | G | H | To suit Kitagawa | Reference Drawing | Set of 3 Price |
| TB06 | 6" | 12 | 20 | M10 | 15 | 7 | 17.5 | 22 | B-06 | Fig. 1 | \$72.65 | |
| TB08 | 8" | 14 | 25 | M12 | 16 | 10 | 20.5 | 26 | B-08 | Fig. 1 | 82.65 | |
| TB10 | 10" | 16 | 30 | M12 | 16 | 10 | 22.5 | 26 | B-10 | Fig. 1 | 92.94 | |
| TB12 | 12" | 18 | 30 | M14 | 20 | 13.5 | 26.5 | 33.5 | B-12 | Fig. 1 | 122.25 | |
| TB15 | 15" | 25.5 | 43 | M20 | 20 | 19 | 35 | 39 | N-15 | Fig. 1 | 220.86 | |

| Standard T-Nuts to suit Kitagawa B-200 Type | | | | | | | | | | Dimensions (UNIT: mm) | | | |
|---|-----------|------|----|----|-----|------|------|------|------|-----------------------|---------------------|----------------------|-------------------|
| Order Number/ Chuck | Dimension | Size | A | B | C | D | E | F | G | H | To suit Kitagawa | Reference Drawing | Set of 3 Price |
| T05 | 5" | 10 | - | 14 | M8 | 9.5 | 5 | 14 | 14.5 | B-205 | Fig. 1 | \$67.50 | |
| T06 | 6" | 12 | - | 20 | M10 | 11 | 7.5 | 17.5 | 18.5 | B-206 | Fig. 1 | 72.65 | |
| T08 | 8" | 14 | - | 25 | M12 | 12 | 8.5 | 20.5 | 20.5 | B-208 | Fig. 1 | 82.65 | |
| T10 | 10" | 16 | - | 30 | M12 | 13 | 8.5 | 22.5 | 21.5 | B-210 | Fig. 1 | 92.94 | |
| T12 | 12" | 21 | - | 30 | M16 | 16.5 | 11.5 | 28 | 28 | B-212 | Fig. 1 | 122.25 | |
| T15 | 15" | 24 | 22 | 43 | M20 | 29 | 16.5 | 33.5 | 45.5 | B-15 | Fig. 2 | 220.86 | |

TAIKI® Jaw Nut Bolts



Jaw Nut Bolts to suit Kitagawa B-Type

| Part No. | Chuck Size | Screw Size | Price (each) |
|---------------|------------|------------------|--------------|
| TT-SHC1016030 | 6" | M10-1.60 x 30 mm | \$1.58 |
| TT-SHC1217535 | 8" | M12-1.75 x 35 mm | 1.89 |
| TT-SHC1217535 | 10" | M12-1.75 x 35 mm | 1.89 |
| TT-SHC1420045 | 12" | M14-2.00 x 45 mm | 2.00 |
| TT-SHC2025050 | 15" | M20-2.50 x 50 mm | 2.63 |

Jaw Nut Bolts to suit Kitagawa B-200 Type

| Part No. | Chuck Size | Screw Size | Price (each) |
|---------------|------------|------------------|--------------|
| TT-SHC0812525 | 5" | M8-1.25 x 25 mm | \$1.31 |
| TT-SHC1016030 | 6" | M10-1.60 x 30 mm | 1.58 |
| TT-SHC1217530 | 8" | M12-1.75 x 30 mm | 1.89 |
| TT-SHC1217530 | 10" | M12-1.75 x 30 mm | 1.89 |
| TT-SHC1620040 | 12" | M16-2.00 x 40 mm | 2.00 |
| TT-SHC2025050 | 15" | M20-2.50 x 50 mm | 2.63 |



**Now Warehoused
in Canada!**



DISTRIBUTED BY: